

# The Future of Gardening



# INSTALLATION

## INSTALLATION STEP BY STEP

1. Clip your SkALE plates together to form your top row.



2. Line up and level your top row and screw in your top row.



3. Clip in the remaining rows until your finish height.



4. Additional screws required at mid section and bottom of wall.



5. Transfer your plants into the pods and hang pods on the wall

We advise that ALL greenwalls have an irrigation system fitted, this ensures that the most valuable part of your investment can be maintained easily. Better still invest in an automatic timer so that you can be assured that your plants will be receiving water regardless of how busy your schedule or the length of your vacation. Please note: water needs for your plants differ from season to season and this must be considered.

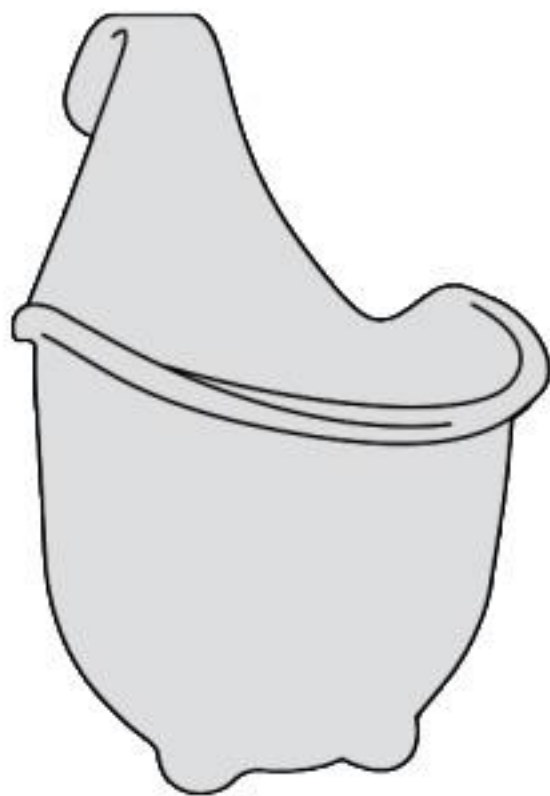


## SKALE SYSTEM

SKALE® IS NEW INNOVATIVE VERTICAL GARDEN SYSTEM, ITS UNIQUE FISH SCALE PATTERN OF PLANTING PODS IS JUST THE START OF THE INNOVATION IN BOTH FORM AND FUNCTION.

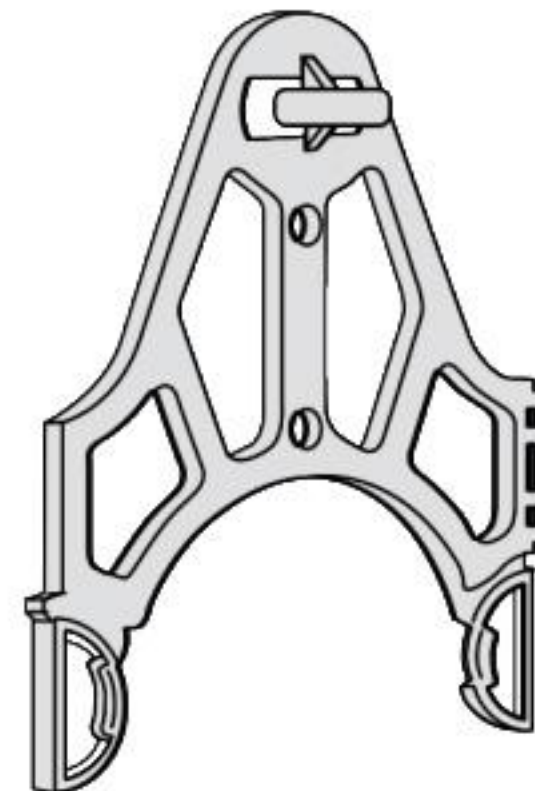
### PART 1: THE POD

The home and heart of your greenwall. The Pod hooks easily to the SkALE plate, (or weldmesh, fishnets and lattice, the possibilities are limitless), and drains from one Pod to another cohesively. They also stand-alone on their tripod-like base making a no-fuss partner to work with in building your masterpiece of a greenwall. You visionary, you.



### PART II: THE PLATE

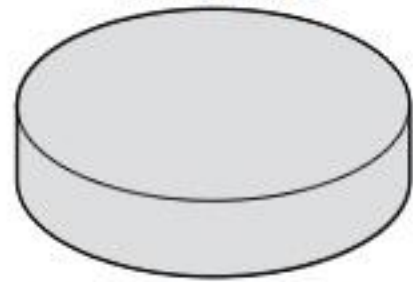
The Yin to the Pod's Yang. The Sonny to the Pod's Cher. The SkALE plate clicks together like patented multi-coloured Danish construction toys, are screwed to the wall with minimal fuss and work seamlessly with The Pod. Simple enough for anyone to use and ensure a perfect fit every time. Snap!





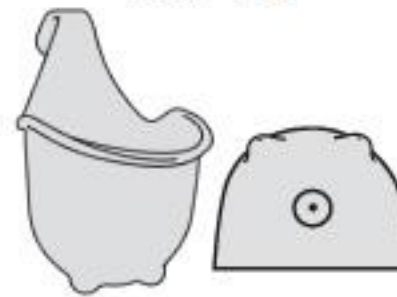
## FUNCTION: HOW SKALE WORKS

### THE PAD



The Pad goes into the Pod. The Pod is home to the Pad. They're good mates like that. Place it in the base and let it help with the distribution of soil and water. Simple.

### TRIPOD



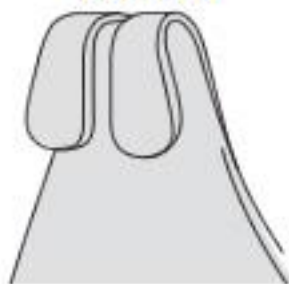
The SkALE pod is designed with a tripod base allowing it to stand firmly on its own 3 feet. Handy while potting or moving, they'll also stand proud on your kitchen benchtop as you harvest your herbs.

### CASCADE



The patented design divides the water as it CASCADEs down the wall. Controlling the flow direction gives you freedom to design – handling angles, curves and empty spaces with graceful agility.

### HOOK



The SkALE hooks offer a versatility unmatched by other systems. Designed to work not only with the SkALE plates but also weldmesh, chain-wire (tennis court) fencing, lattice... the list goes on.

### RESPIRATION



Air and water... sustenance for plants; fundamental to our design. The base of the SkALE pod incorporates a reservoir of both air and water. The air oxygenates the soil while the plants draw on the water as they need.

### FISH SCALE

icon-fishskale

The offset planting pattern gives the plants a little headroom. It frees up the space above for the plants to grow into and provides better coverage.